

DECKING

SPAN	TYPE	ET	AT	CT	TT	MAT'L
1	6		1/2"	7"		2
2	6		1/2"	7"		2
3	6		1/2"	7"		2
4	6		1/2"	7"		2
5	6		1/2"	7"		2
6	6		1/2"	7"		2
7	6		1/2"	7"		2

CT= CONC. THICKNESS  
AT= ASPHALT THICKNESS

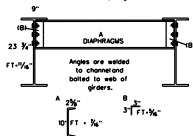
Girder spacing

Span 1 Span Length = 28.5'  
2 spaces @ 4.10' = 28.2'  
Span 2 Span Length = 29.0'  
3 spaces @ 4.10' = 28.7'  
Span 3 Span Length = 29.0'  
3 spaces @ 4.10' = 28.7'  
Span 4 Span Length = 58.0'  
7 spaces @ 4.10' = 28.7'  
Span 5 Span Length = 29.0'  
7 spaces @ 4.10' = 28.7'  
Span 6 Span Length = 29.0'  
7 spaces @ 4.10' = 28.7'  
Span 7 Span Length = 28.5'  
7 spaces @ 4.10' = 28.7'

Detail of Girders



Detail of Diaphragms



Cap size

BENT	SIZE
1	11 3/4" X 11 3/4"
2	11 3/4" X 11 3/4"
3	13" X 12 1/4"
4	11 3/4" X 11 3/4"
5	11 3/4" X 12"
6	11 3/4" X 11 3/4"
7	11 3/4" X 11 3/4"
8	11 3/4" X 12"

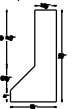
Pile size & spacing

BENT	Circumference	
1	39"	7 SPACES @ 5.11'
2	39"	7 SPACES @ 5.11'
3	39"	7 SPACES @ 5.11'
4	36"	7 SPACES @ 5.11'
5	39"	7 SPACES @ 5.11'
6	39"	7 SPACES @ 5.17'
7	34"	7 SPACES @ 5.17'
8	34"	7 SPACES @ 5.17'

O-O- 31.0'

C-C-29.2'

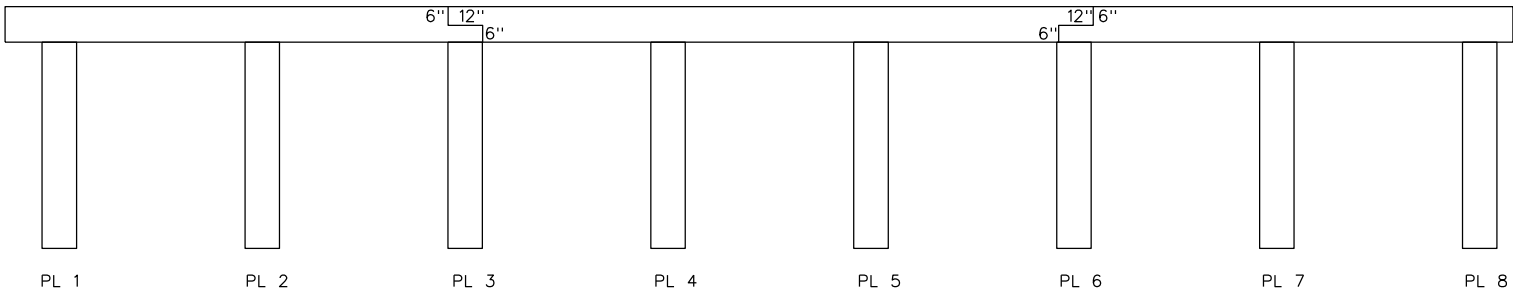
Parapet rails



SPLICE

CAP SPLICE locations

SPLICE



SPLICED OVER PILE 3  
BENTS 1,3,5,7.

SPLICED OVER PILE 6  
BENTS 2,4,6,8.